

All of the information reported on this page reflects answers collected from survey respondents, ages 18-64, living in the laborshed. For a more thorough explanation of the category definitions, click on the Iowa Workforce Development Web site at WWW.IOWAWORKFORCE.ORG/RIS/LMI/FILES/LABSUR/LABSUR.HTM.

NOT CURRENTLY EMPLOYED:

- 16.5 percent; of those, 8.9 percent are "very" or "somewhat willing" to accept employment opportunities.

UNEMPLOYED:

- 3.0 percent are willing to accept employment, about 244 people;
- 25 percent have been unemployed for one year or less;
- Relatively young, the median age is 27 years;
- 53.8 percent of the unemployed are female;
- 61.6 percent of the unemployed are age 25-54 years;
- Have an estimated wage threshold of \$7.46 to \$7.50 per hour;
- Have experience in production, health care, maintenance and repair, professional/technical, administrative/office occupations;
- Seek health, vacation and pension/retirement benefits;
- Offer additional skills, including agriculture, computers, drafting and retail trade.

HOMEMAKERS:

- 2.7 percent are willing to accept employment, about 226 people;
- Have prior work experience in retail, manufacturing, communication and professional occupations;
- Commonly seek professional/paraprofessional/administrative support and service positions;
- All who responded are female, with a median age of 49 years;
- Have an estimated wage threshold of \$7.13 to \$7.63 per hour;
- Seek health, vacation and life insurance benefits.

RETIREEES:

- 3 percent are willing to accept employment, about 250 people;
- 58.3 percent of males and 41.7 percent of females are interested in returning to work;
- Wage threshold for retirees is \$8.88 to \$9.75 per hour;
- Are interested in temporary (83.3%) and seasonal (66.7%) employment opportunities.

UNDEREMPLOYED:

- 13.6 percent are underemployed for one or more reasons;
 - 3.2 percent are underemployed due to inadequate hours;
 - 8.4 percent are underemployed due to a mismatch of skills;
 - 2.0 percent are underemployed due to low income;
- (The factors are not totaled to calculate total underemployment. Individuals may be underemployed for more than one reason.)

2001 LABORSHED ANALYSIS WAUKON AREA



Prepared for
Allamakee County Economic Development

Conducted by
Iowa Workforce Development
Workforce Resource Group
November 2001



This information was compiled by the Workforce Resource Team of Iowa Workforce Development (IWD), 1000 E. Grand Avenue, Des Moines, Iowa 50319-0209, (515) 281-4896. The data from which this report was produced are stored in a database and can be retrieved easily to further analyze the data for specific community/economic development purposes.

WHAT IS A LABORSHED?

A laborshed is defined as the area or region from which an employment center draws its commuting workers. To determine the approximate boundaries of the Waukon laborshed, local employers supplied the ZIP code listings of where each of their employees reside. The ZIP code information was aggregated and plotted for geographic analysis (see map).

The laborshed study shows the distribution of the workers irrespective of natural or political boundaries. The laborshed also addresses underemployment, the availability and willingness of current and prospective employees to change employment within the workforce, current and desired occupations, wages, hours worked and distance willing to commute to work.

A random telephone survey was taken of residents (ages 18-64) living within three laborshed zones. The zones represent the areas in which actual employees of local businesses reside, with Zone 1 having the highest and Zone 3 the smallest concentration of area employees. A total of 409 telephone surveys were completed to achieve a margin of error of +/-5 percent for the survey.

The laborshed study provides developers and existing or prospective employers a flexible tool to understand the local labor market and make informed site selection decisions.

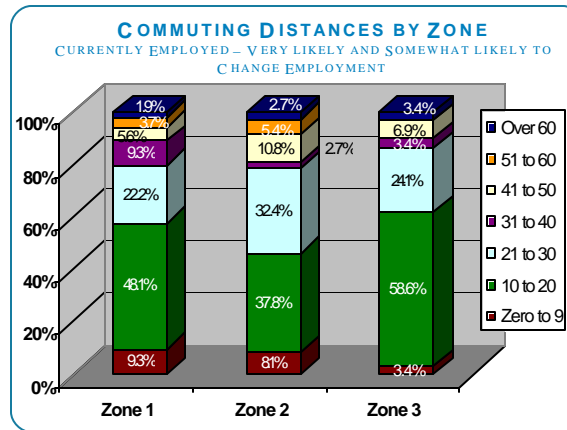
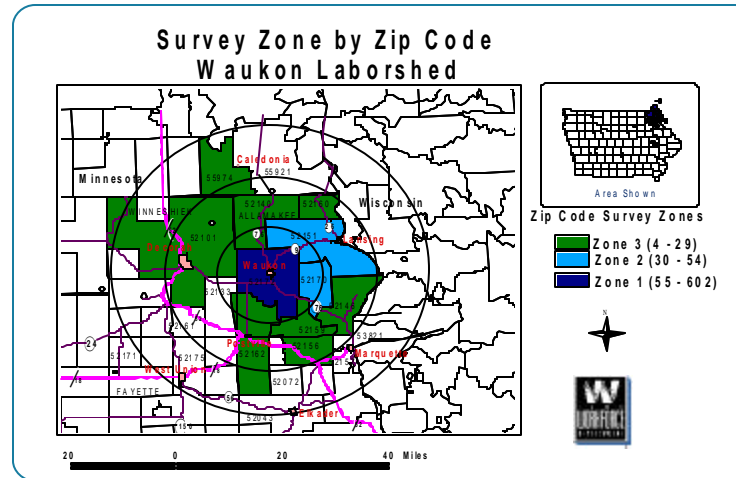
Current Wages			
	All Employed	Those Likely to Change	Those Unlikely to Change
Wage:			
Mean	\$11.25/hr	\$9.96/hr	\$12.38/hr
Median	\$10.43/hr	\$9.40/hr	\$12.70/hr
Salary:			
Mean	\$40,271	\$34,985	\$41,923
Median	\$36,500	\$34,500	\$39,000

Wage/Salary Threshold

Estimated Wages/Salaries Required to Attract 66%-75% of Workers Likely to Change or Accept Employment

Wage Employees: **\$10.20 - \$12.00/hr.**
Salary Employees: **\$40,500 - \$50,000/yr.**

2001 EXECUTIVE SUMMARY LABORSHED STUDY WAUKON AREA



LABORFORCE PROJECTIONS

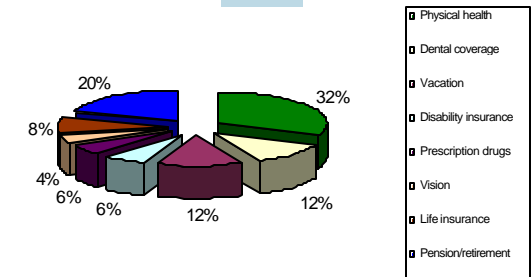
For a variety of purposes, including business and economic development planning, the following populations may be counted among the laborshed's potential laborforce:

LABORSHED POTENTIAL LABORFORCE

ESTIMATED NUMBER OF INDIVIDUALS
VERY OR SOMEWHAT LIKELY TO CHANGE OR
ACCEPT EMPLOYMENT

Employed	2,470
Unemployed	244
Homemakers	226
Retirees	250
Total	3,190

BENEFITS INFLUENCING CHANGE OF EMPLOYMENT



SUMMARY HIGHLIGHTS

All of the information reported on this page reflects answers collected from survey respondents, ages 18-64, living in the laborshed who are **employed**, but willing to change employment:

- 83.5 percent are employed;
- 35.5 percent are employed and willing to change employment under theirightconditions;
- 642 people are very likely to change, while 1,828 are somewhat likely to change employment;
- 77.8 percent are full-time employees, 14.2 percent are part-time employees, and 8.0 percent are self-employed;
- 64.1 percent have some level of post-high school education and 25.8 percent hold an undergraduate or graduate degree.

For more information regarding the Waukon Area Laborshed Study contact:
Allamakee County Economic Development 101 W. Main Street, Waukon, Iowa 52172-1639 (800) 824-1424
Web site: www.allamakeecounty.com